



Horizon Europe Programme

Standard Application Form (HE RIA, IA stage 1)

Application form (Part A)
Project proposal – Technical description (Part B)

Version 9.0
02 October 2023



Application form (Part A)



Horizon Europe Programme

Standard Application Form (HE 1st stage RIA and IA)

Application form (Part A)

Version 1.0
03 June 2021

Disclaimer

This document is aimed at informing potential applicants for Horizon Europe funding. It serves only as an example. The actual Web forms and templates, provided in the online submission system under the Funding and Tenders Portal, might differ from this example.



Application Forms

Proposal ID XXXXXXXXX

Acronym XXXXXXXX

Structure of the Proposal

The proposal contains two parts:

- **Part A** of the proposal is generated by the IT system. It is based on the information entered by the participants through the submission system in the Funding & Tenders Portal. The participants can update the information in the submission system at any time before final submission.
- **Part B** of the proposal is the narrative part that includes two sections that each correspond to an evaluation criterion. Part B needs to be uploaded as a PDF document following the templates downloaded by the applicants in the submission system for the specific call or topic. The templates for a specific call may slightly differ from the example provided in this document.

The electronic submission system is an online wizard that guides you step-by-step through the preparation of your proposal. The submission process consists of 6 steps:

- Step 1: Logging in the Portal
- Step 2: Select the call, topic and type of action in the Portal
- Step 3: Create a draft proposal: Title, acronym, summary, main organisation and contact details
- Step 4: Manage your parties and contact details: add your partner organisations and contact details.
- Step 5: Edit and complete web forms for proposal part A and upload proposal part B
- Step 6: Submit the proposal

- Instructions and footnotes in green will not appear in the text generated by the IT system.
- For options [in square brackets]: the option that applies will be automatically shown in the IT system (Part A) or included in the template of Part B offered by the IT system or you must select the appropriate value from a predefined list.
- For fields in [grey in square brackets] (even if they are part of an option as specified in the previous item): enter the appropriate data in the IT system.
- Data in coloured fields will be prefilled by the IT tool.

HISTORY OF CHANGES		
Version	Publication date	Changes
1.0	03.06.2021	▪ Initial version
		▪

Application Forms	
Proposal ID XXXXXXXXX	Acronym XXXXXXXX
Application Forms	

Horizon Europe

Application forms (Part A)

Topic:

Type of action:

Type of Model Grant Agreement:

Proposal number:

Proposal acronym:

Table of contents

Section	Title	Action
1	General information	
2	Participants	
3	Budget	

The forms must be filled in for each proposal in the submission system. Some data fields in the forms are pre-filled based on the previous steps in the submission wizard.

Application Forms	
Proposal ID XXXXXXXXXX	Acronym XXXXXXXX

1 – General information

Section 1 provides basic data on the proposal. It can be filled in by contacts of the coordinator. Other participants may view this section only. Read-only parts are marked in blue.

Topic	Type of action
Call	Type of Model Grant Agreement
Acronym	Acronym is mandatory
Proposal title	Max 200 characters (with spaces). Must be understandable for non-specialists in your field.
	Note that for technical reasons, the following characters are not accepted in the Proposal Title and will be removed: < > " &
Duration in months	Estimated duration of the project in full months.
Fixed keyword	
Fixed keyword	
Free keywords	Enter any words you think give extra detail of the scope of your proposal (max 200 characters with spaces).

Abstract

The abstract should provide the reader with a clear understanding of the objectives of the proposal, how they will be achieved, and their relevance to the Work Programme. This summary will be used as the short description of the proposal in the evaluation process and in communications to the programme management committees and other interested parties. It must therefore be short and precise and should not contain confidential information. Use plain typed text, avoiding formulae and other special characters. If the proposal is written in a language other than English, please include an English version of this abstract in the Part B (technical description) of the proposal.

Has this proposal (or a very similar one) been submitted in the past 2 years in response to a call for proposals under any EU programme, including the current call? <i>A 'similar' proposal or contract is one that differs from the current one in minor ways, and in which some of the present consortium members are involved.</i>	<input type="radio"/> Yes	<input type="radio"/> No
Please give the proposal reference or contract number	XXXXXX-X	

Application Forms		
Proposal ID XXXXXXXXX	Acronym XXXXXXXX	Participant short name: XXXX

Declarations

These declarations can be filled in by any coordinator contact(s). All declarations are mandatory.

1) We declare to have the explicit consent of all applicants on their participation and on the content of this proposal.	<input type="checkbox"/>
2) We confirm that the information contained in this proposal is correct and complete and that none of the project activities have started before the proposal was submitted (unless explicitly authorised in the call conditions).	<input type="checkbox"/>
3) We declare: <ul style="list-style-type: none"> – to be fully compliant with the eligibility criteria set out in the call – not to be subject to any exclusion grounds under the EU Financial Regulation 2018/1046 – to have the financial and operational capacity to carry out the proposed project. 	<input type="checkbox"/>
4) We acknowledge that all communication will be made through the Funding & Tenders Portal electronic exchange system and that access and use of this system is subject to the Funding & Tenders Portal Terms & Conditions .	<input type="checkbox"/>
5) We have read, understood and accepted the Funding & Tenders Portal Terms & Conditions and Privacy Statement that set out the conditions of use of the Portal and the scope, purposes, retention periods, etc. for the processing of personal data of all data subjects whose data we communicate for the purpose of the application, evaluation, award and subsequent management of our grant, prizes and contracts (including financial transactions and audits).	<input type="checkbox"/>
6) We declare that the proposal complies with ethical principles (including the highest standards of research integrity as set out in the ALLEA European Code of Conduct for Research Integrity , as well as applicable international and national law, including the Charter of Fundamental Rights of the European Union and the European Convention on Human Rights and its Supplementary Protocols. Appropriate procedures, policies and structures are in place to foster responsible research practices, to prevent questionable research practices and research misconduct, and to handle allegations of breaches of the principles and standards in the Code of Conduct.	<input type="checkbox"/>
7) We declare that the proposal has an exclusive focus on civil applications (activities intended to be used in military application or aiming to serve military purposes cannot be funded). If the project involves dual-use items in the sense of Regulation 2021/821 , or other items for which authorisation is required, we confirm that we will comply with the applicable regulatory framework (e.g. obtain export/import licences before these items are used).	<input type="checkbox"/>
8) We confirm that the activities proposed do not <ul style="list-style-type: none"> – aim at human cloning for reproductive purposes; – intend to modify the genetic heritage of human beings which could make such changes heritable (with the exception of research relating to cancer treatment of the gonads, which may be financed); – intend to create human embryos solely for the purpose of research or for the purpose of stem cell procurement, including by means of somatic cell nuclear transfer; – lead to the destruction of human embryos (for example, for obtaining stem cells). <p>These activities are excluded from funding.</p>	<input type="checkbox"/>
9) We confirm that for activities carried out outside the Union, the same activities would have been allowed in at least one EU Member State.	<input type="checkbox"/>
10) <i>[Additional option for LUMP SUM Grants: For Lump Sum Grants with on a detailed budget table: We understand and accept that the EU lump sum grants must be reliable proxies for the actual costs of a project and confirm that the detailed budget for the proposal has been established in accordance with our usual cost accounting practices and in compliance with the basic eligibility conditions for EU actual cost grants (see AGA — Annotated Grant Agreement, art 6) and exclude costs that are ineligible under the Programme. Purchases and subcontracting costs must be done taking into</i>	<input type="checkbox"/>

Version of template used	Page 3 of 9	Last saved dd/mm/yyyy HH:mm
--------------------------	-------------	-----------------------------

Application Forms

Proposal ID XXXXXXXXX

Acronym XXXXXXXX

Participant short name: XXXX

account best value for money and must be free of conflict of interest.]

The coordinator is only responsible for the information relating to their own organisation. Each applicant remains responsible for the information declared for their organisation. If the proposal is retained for EU funding, they will all be required to sign a declaration of honour.

False statements or incorrect information may lead to administrative sanctions under the EU Financial Regulation.

Example, not to complete

2 – Participants

List of participating organisations

#	Participating Organisation Legal Name	Country
1		
2		
3		

Coordinator contacts have the rights to:

- add, delete, edit and re-order partners in the consortium
- add, delete, edit and re-order contact points for those organisations
- edit all sections of the administrative forms
- upload, delete, view and download Part B and Annexes (when required for the call)
- submit the proposal

Participant contacts may:

- view all the information in this screen, but not edit it
- edit only the section for their organisation in the administrative forms (including budget)
- view the entire administrative forms
- view/download the Part B and other Annexes

You can manage the list of organisations and access rights of persons at Step 4 of the submission process. You may identify and give access to as many contact persons of the selected organisations as you wish. The identification is based upon the e-mail address of the person. When you add a contact person, you will be prompted to supply the contact details: name, e-mail, phone.

Person in charge of the proposal (main contact person): Each organisation needs to have one main contact person identified; the main contact person will have to fill in full contact details in the administrative form. The 'Main Contact Person' for the coordinating organisation (Participant no. 1) will become the primary contact person for the Services. Other contact persons may also be identified and may receive read-only or full access rights. Contact persons with full access rights of the coordinator (Participant no. 1) will be called 'Coordinator contacts' in the Funding & Tenders Portal, while for the other participants 'Participant Contacts'; contact persons with read-only rights will be called 'Team Members'. Other contact persons are listed with basic details in the administrative form.

Access rights: The main contact person and contact persons of the coordinator with full access rights have the same level of rights: they can manage the list of participants and contacts, edit any part of the administrative part of the proposal and upload any attachments (e.g. Part B - technical description), and submit the proposal. Contact persons with read-only rights can only view/download the information. Participant contacts with full access rights can only edit their section of the administrative form and view all proposal data.

Access rights can be revoked by the Coordinating Organisation contacts. The person who created the proposal cannot be deleted.

Invitation: All contacts will receive an e-mail and a notification to the Portal about the invitation to the proposal upon saving the data at Step 4 of the submission process.

Organisation data

The section shows the administrative data of the participating organisation as registered and/or validated in the central registry of organisations of the European Commission, linked to the given PIC number. Data in blue is read-only, modification is not possible in the proposal forms. For more information on how to modify this information, please visit the [online manual](#) on the participant register.

PIC	Legal name
Short name	
Address of the organisation	
Street	
Town	
Postcode	
Country	
Webpage	
Specific legal statuses	
Read more about legal statuses.	
Public unknown	Legal person unknown
Non-profit unknown	
International organisation..... unknown	
International organisation of European interest..... unknown	
Secondary or higher education establishment unknown	
Research organisation unknown	
SME status	
<i>The enterprise data of the organisation is taken from the participant register. Changes to the self-declared or self-assessed SME data can be performed by the self-registrant or by the LEAR (Legal Entity Appointed Representative) in the participant register.</i>	
SME self-declaration status unknown	
SME self-assessment unknown	
SME validation unknown	
Based on the above details of the Participant Registry the organisation is not an SME (small- and medium-sized enterprise) for the call.	

Departments carrying out the proposed work

The information serves mainly statistical purposes. For determining the eligibility of the proposal, the official address of the organisation is taken into account.

Department 1

Department name

☐ not applicable

☐ Same as organisation address

Street

 Please enter street name and number

Town

Postcode

Country

Links with other participants

Please indicate if there are dependencies with other participants of the proposal.

Two participants (legal entities) are dependent on each other where there is a controlling relationship between them:

* A legal entity is under the same direct or indirect control as another legal entity ;or

* A legal entity directly or indirectly controls another legal entity; or

* A legal entity is directly or indirectly controlled by another legal entity. Control:

Legal entity A controls legal entity B if:

* A, directly or indirectly, holds more than 50% of the nominal value of the issued share capital or a majority of the voting rights of the shareholders or associates of B, or

* A, directly or indirectly, holds in fact or in law the decision-making powers in B.

The following relationships between legal entities shall not in themselves be deemed to constitute controlling relationships:

(a) the same public investment corporation, institutional investor or venture-capital company has a direct or indirect holding of more than 50 % of the nominal value of the issued share capital or a majority of voting rights of the shareholders or associates;

(b) the legal entities concerned are owned or supervised by the same public body.

Type of link	Participant	
[Same group]	Select one participant from the list of participants	
[Controls]		
[Is controlled by]		

Application Forms

Proposal ID XXXXXXXXX

Acronym XXXXXXXX

Participant short name: XXXX

Main contact person

This will be the person the EU services will contact concerning this proposal (e.g. for additional information, invitation to hearings, sending of evaluation results, convocation to start grant preparation). The data in blue is read-only. Details (name, first name and e-mail) of Main Contact persons should be edited in step 'Participants' of the submission wizard.

Title

Gender

☐ Woman

☐ Man

☐ Non binary

First name

Last name

E-mail

Position in org.

Please indicate the position of the person

Department

☐ Same as organisation

☐ Same as organisation address

Street

Town

Post code

Country

Website

Phone 1

Phone 2

Other contact persons

First name

Last name

e-mail

Phone

3 – Budget for the proposal

TOTAL Requested EU contribution to eligible costs (Requested grant amount) - EUR	
---	--

Example, not to complete

Project proposal – Technical description (Part B)



Horizon Europe Programme

Standard Application Form (HE 1st stage RIA and IA)

Project proposal – Technical description (Part B)

Version 3.6
2 October 2023



Structure of the Proposal

The proposal contains two parts:

- **Part A** of the proposal is generated by the IT system. It is based on the information entered by the participants through the submission system in the Funding & Tenders Portal. The participants can update the information in the submission system at any time before final submission.
- **Part B** of the proposal is the narrative part that includes three sections that each correspond to an evaluation criterion. Part B needs to be uploaded as a PDF document following the templates downloaded by the applicants in the submission system for the specific call or topic. The templates for a specific call may slightly differ from the example provided in this document.

The electronic submission system is an online wizard that guides you step-by-step through the preparation of your proposal. The submission process consists of 6 steps:

- Step 1: Logging in the Portal
- Step 2: Select the call, topic and type of action in the Portal
- Step 3: Create a draft proposal: Title, acronym, summary, main organisation and contact details
- Step 4: Manage your parties and contact details: add your partner organisations and contact details.
- Step 5: Edit and complete web forms for proposal part A and upload proposal part B
- Step 6: Submit the proposal

HISTORY OF CHANGES		
Version	Publication date	Changes
1.0	03.06.2021	▪ Initial version
2.0	21.01.2022	▪ Remove table of participants in part B ▪ Reorder of points in 'Impact' section
2.1	15.02.2022	▪ Removal of sentence referring to dissemination and exploitation
3.0	11.07.2022	▪ Consolidation, formatting and layout changes. Tags added
3.1	08.09.2022	▪ Added instructions on Artificial intelligence
3.2	15.11.2022	▪ Added instructions on the blind evaluation process
3.3	08.12.2022	▪ Added detailed instructions on the blind evaluation process
3.4	07.02.2023	▪ Added guidance on the blind evaluation process and information about tags
3.5	25.04.2023	▪ Clarified instructions on impact (reference to measures to maximise the impact removed)
3.6	27.09.2023	▪ Guidance on the use of AI for the preparation of the proposal


Proposal template Part B: technical description

(for short proposals: first stage of a two-stage submission procedure)

This template is to be used in a first stage of a two-stage submission procedure.

The structure of this template must be followed when preparing your proposal. It has been designed to ensure that the important aspects of your planned work are presented in a way that will enable the experts to make an effective assessment against the evaluation criteria. Sections 1 and 2 each correspond to an evaluation criterion for a first stage proposal in a two-stage submission procedure.


Please be aware that proposals will be evaluated as they were submitted, rather than on their potential if certain changes were to be made. This means that only proposals that successfully address all the required aspects will have a chance of being funded. There will be no possibility for significant changes to content, budget and consortium composition during grant preparation.

 **Page limit:** The page limit is 10 pages. The number of pages included in each section of this template is only indicative.

The page limit will be applied automatically. **At the end of this document you can see the structure of the actual proposal that you need to submit, please remove all instruction pages that are watermarked.**

If you attempt to upload a proposal longer than the specified limit before the deadline, you will receive an automatic warning and will be advised to shorten and re-upload the proposal. After the deadline, excess pages (in over-long proposals/applications) will be automatically made invisible and will not be taken into consideration by the experts. The proposal is a self-contained document. Experts will be instructed to ignore hyperlinks to information that is specifically designed to expand the proposal, thus circumventing the page limit.

Please, do not consider the page limit as a target! It is in your interest to keep your text as concise as possible, since experts rarely view unnecessarily long proposals in a positive light.

 The following formatting conditions apply.

The reference font for the body text of proposals is Times New Roman (Windows platforms), Times/Times New Roman (Apple platforms) or Nimbus Roman No. 9 L (Linux distributions).

The use of a different font for the body text is not advised and is subject to the cumulative conditions that the font is legible and that its use does not significantly shorten the representation of the proposal in number of pages compared to using the reference font (for example with a view to bypass the page limit).

The minimum font size allowed is 11 points. Standard character spacing and a minimum of single line spacing is to be used. This applies to the body text, including text in tables.

Text elements other than the body text, such as headers, foot/end notes, captions, formula's, may deviate, but must be legible.

The page size is A4, and all margins (top, bottom, left, right) should be at least 15 mm (not including any footers or headers).

This document is tagged. Do not delete the tags; they are needed for our internal processing of information, mostly for statistical gathering. In that light, please do not move, delete, re-order, alter tags in any way, as they might create problems in our internal processing tools. Tags do not affect or influence the outcome of your application.

Guidance for blind evaluations

Proposals submitted to a call taking part in the blind evaluation pilot must be anonymous: proposals may not contain any direct or indirect reference to the organisations or persons participating in the proposals. This means that participants **must not disclose** applicants' organisation names, acronyms, logos nor names of personnel in the Part B of the application (the narrative uploaded as a pdf document). In addition, names of proposers or their organisations should not be potentially identifiable indirectly, via, for instance, links to web pages or through references to their role and previous experience.

The proposal can include references to their own publications if there is no emphasis that the publication is authored by one or more of the proposers.

The proposal will be declared inadmissible if its anonymity is not respected in the part B of the application. Information on the identity of participants should be included **only** in proposal Part A (the structured online web forms).

How to insert references to publications

The proposal can include references to participants' own publications if there is no emphasis that the publication is authored by one or more of the proposers.

For example, the following statement will not be admissible:

'For climate impact, we will use greenhouse gas emission intensities, following a methodology developed previously by a project partner (Dalin et al.)'

but the following would be ok:

'For climate impact, we will use greenhouse gas emission intensities, following the methodology described in Dalin et al.'

Examples of statements resulting in inadmissible proposals

- 'Most of project's participants have been involved in the previous H2020 project, NANOCOM...'
- 'For climate impact, we will use greenhouse gas emission intensities, following a methodology developed previously by a project partner (Dalin et al.)'
- 'This task in WP3 will be based on outputs generated by some participants of the consortium', (with a link in the footnote to a YouTube video or webpage where participants can be identified)
- 'The consortium includes the largest research institute in France'
- 'Partner 3 is the leading company in Spain for wind turbine installation'
- 'Our current research expands our previous findings described in a recently published article (Wiliam et al, 2022)'
- 'The consortium consists of leaders in the high tech industry, including the biggest in terms of capital constructor of micro chips'
- 'The coordinator organisation was the one who first introduced the concept of m-RNA in vaccines'
- 'The consortium consists of 2 research centres (including an international one based in Geneva) and the oldest university in Belgium'

DEFINITIONS	
Critical risk	<p>A critical risk is a plausible event or issue that could have a high adverse impact on the ability of the project to achieve its objectives.</p> <p>Level of likelihood to occur (Low/medium/high): The likelihood is the estimated probability that the risk will materialise even after taking account of the mitigating measures put in place.</p> <p>Level of severity (Low/medium/high): The relative seriousness of the risk and the significance of its effect.</p>
Deliverable	A report that is sent to the Commission or Agency providing information to ensure effective monitoring of the project. There are different types of deliverables (e.g. a report on specific activities or results, data management plans, ethics or security requirements).
Impacts	<p>Wider long term effects on society (including the environment), the economy and science, enabled by the outcomes of R&I investments (long term). It refers to the specific contribution of the project to the work programme expected impacts described in the destination. Impacts generally occur some time after the end of the project.</p> <p>Example: <i>The deployment of the advanced forecasting system enables each airport to increase maximum passenger capacity by 15% and passenger average throughput by 10%, leading to a 28% reduction in infrastructure expansion costs.</i></p>
Milestone	Control points in the project that help to chart progress. Milestones may correspond to the achievement of a key result, allowing the next phase of the work to begin. They may also be needed at intermediary points so that, if problems have arisen, corrective measures can be taken. A milestone may be a critical decision point in the project where, for example, the consortium must decide which of several technologies to adopt for further development. The achievement of a milestone should be verifiable.
Objectives	The goals of the work performed within the project, in terms of its research and innovation content. This will be translated into the project's results. These may range from tackling specific research questions, demonstrating the feasibility of an innovation, sharing knowledge among stakeholders on specific issues. The nature of the objectives will depend on the type of action, and the scope of the topic.
Outcomes	<p>The expected effects, over the medium term, of projects supported under a given topic. The results of a project should contribute to these outcomes, fostered in particular by the dissemination and exploitation measures. This may include the uptake, diffusion, deployment, and/or use of the project's results by direct target groups. Outcomes generally occur during or shortly after the end of the project.</p> <p>Example: <i>9 European airports adopt the advanced forecasting system demonstrated during the project.</i></p>
Pathway to impact	Logical steps towards the achievement of the expected impacts of the project over time, in particular beyond the duration of a project. A pathway begins with the projects' results, to their dissemination, exploitation and communication, contributing to the expected outcomes in the work programme topic, and ultimately to the wider scientific, economic and societal impacts of the work programme destination.
Research output	Results generated by the action to which access can be given in the form of scientific publications, data or other engineered outcomes and processes such as software, algorithms, protocols and

	electronic notebooks.
Results	<p>What is generated during the project implementation. This may include, for example, know-how, innovative solutions, algorithms, proof of feasibility, new business models, policy recommendations, guidelines, prototypes, demonstrators, databases and datasets, trained researchers, new infrastructures, networks, etc. Most project results (inventions, scientific works, etc.) are 'Intellectual Property', which may, if appropriate, be protected by formal 'Intellectual Property Rights'.</p> <p>Example: <i>Successful large-scale demonstrator: trial with 3 airports of an advanced forecasting system for proactive airport passenger flow management.</i></p>
Technology Readiness Level	See Work Programme General Annexes B

Guidance on the use of generative AI tools for the preparation of the proposal

When considering the use of generative artificial intelligence (AI) tools for the preparation of the proposal, it is imperative to exercise caution and careful consideration. The AI-generated content should be thoroughly reviewed and validated by the applicants to ensure its appropriateness and accuracy, as well as its compliance with intellectual property regulations. Applicants are fully responsible for the content of the proposal (even those parts produced by the AI tool) and must be transparent in disclosing which AI tools were used and how they were utilized.

Specifically, applicants are required to:

- Verify the accuracy, validity, and appropriateness of the content and any citations generated by the AI tool and correct any errors or inconsistencies.
- Provide a list of sources used to generate content and citations, including those generated by the AI tool. Double-check citations to ensure they are accurate and properly referenced.
- Be conscious of the potential for plagiarism where the AI tool may have reproduced substantial text from other sources. Check the original sources to be sure you are not plagiarizing someone else's work.
- Acknowledge the limitations of the AI tool in the proposal preparation, including the potential for bias, errors, and gaps in knowledge.

⚠ Fill in the title of your proposal below.

TITLE OF THE PROPOSAL

⚠ This proposal is submitted to a call that is evaluated blindly (evaluators do not know the identity of participants in proposal). You must not disclose applicants' organisation names, acronyms, logos nor names of personnel in Part B of your application. If you do, your proposal will be declared inadmissible. You include information on the identity of the participants in the proposal Part A.

[This document is tagged. Do not delete the tags; they are needed for processing.] #@APP-FORM-HERIAIA1ST@# #@REL-EVA-RE@#

1 Excellence

Excellence – aspects to be taken into account.

- Clarity and pertinence of the project's objectives, and the extent to which the proposed work is ambitious, and goes beyond the state of the art.
- Soundness of the overall methodology.

⚠ The following aspects will be taken into account only to the extent that the proposed work is within the scope of the work programme topic.

1.1 Objectives and ambition #@PRJ-OBJ-PO@# [e.g. 2 pages]

- Briefly describe the objectives of your proposed work. Why are they pertinent to the work programme topic? Are they measurable and verifiable? Are they realistically achievable?
- Describe how your project goes beyond the state-of-the-art, and the extent the proposed work is ambitious. Indicate any exceptional ground-breaking R&I, novel concepts and approaches, new products, services or business and organisational models. Where relevant, illustrate the advance by referring to products and services already available on the market. Refer to any patent or publication search carried out.

⚠ The description of the above should be provided in general terms, to preserve the **anonymity of the proposal**.

- Describe where the proposed work is positioned in terms of R&I maturity (i.e. where it is situated in the spectrum from 'idea to application', or from 'lab to market'). Where applicable, provide an indication of the Technology Readiness Level, if possible distinguishing the start and by the end of the project.

⚠ Please bear in mind that advances beyond the state of the art must be interpreted in the light of the positioning of the project. Expectations will not be the same for RIAs at lower TRL, compared with Innovation Actions at high TRLs.


#§PRJ-OBJ-PO§#

1.2 Methodology #@CON-MET-CM@# #@COM-PL-CP@# [e.g. 5 pages]


- Describe and explain the overall methodology, referring briefly, where necessary, to the concepts, models and assumptions that underpin your work.

- Explain how this will enable you to deliver your project's objectives.
 - ⚠ *Where relevant, include how the project methodology complies with the 'do no significant harm' principle as per Article 17 of [Regulation \(EU\) No 2020/852](#) on the establishment of a framework to facilitate sustainable investment (i.e. the so-called 'EU Taxonomy Regulation'). This means that the methodology is designed in a way it is not significantly harming any of the six environmental objectives of the EU Taxonomy Regulation.*
 - ⚠ *If you plan to use, develop and/or deploy artificial intelligence (AI) based systems and/or techniques you must demonstrate their technical robustness. AI-based systems or techniques should be, or be developed to become:*
 - *technically robust, accurate and reproducible, and able to deal with and inform about possible failures, inaccuracies and errors, proportionate to the assessed risk they pose*
 - *socially robust, in that they duly consider the context and environment in which they operate*
 - *reliable and function as intended, minimizing unintentional and unexpected harm, preventing unacceptable harm and safeguarding the physical and mental integrity of humans*
 - *able to provide a suitable explanation of their decision-making processes, whenever they can have a significant impact on people's lives.*
- When relevant for your project, refer briefly to the aspects below:
 - Any national or international research and innovation activities whose results will feed into the project, and how that link will be established.
 - ⚠ *The point above refers to activities in general and not to those carried out by the participants. It should be nevertheless kept in mind that the description has to be in line with the anonymity of the proposal.*
 - How expertise and methods from different disciplines will be brought together and integrated in pursuit of your objectives. If you consider that an inter-disciplinary approach is unnecessary in the context of the proposed work, please provide a justification.
 - For topics where the Work Programme indicates the need for the integration of social sciences and humanities, show the role of these disciplines in the project or provide a justification if you consider that these disciplines are not relevant to your proposed project.
 - How the gender dimension (i.e. sex and/or gender analysis) is taken into account in the project's research and innovation content.
 - ⚠ *Note: This section is mandatory except for topics which have been identified in the work programme as not requiring the integration of the gender dimension into R&I content.*
 - ⚠ *Remember that that this question relates to the content of the planned research and innovation activities, and not to gender balance in the teams in charge of carrying out the project.*
 - ⚠ *Sex and gender analysis refers to biological characteristics and social/cultural factors respectively. For guidance on methods of sex / gender analysis and the issues to be taken into account, please refer to https://ec.europa.eu/info/news/gendered-innovations-2-2020-nov-24_en*

- How appropriate open science practices are implemented as an integral part of the proposed methodology. Show how the choice of practices and their implementation are adapted to the nature of your work, in a way that will increase the chances of the project delivering on its objectives. If you believe that none of these practices are appropriate for your project, please provide a justification here.

 *Open science is an approach based on open cooperative work and systematic sharing of knowledge and tools as early and widely as possible in the process. Open science practices include early and open sharing of research (for example through preregistration, registered reports, pre-prints, or crowd-sourcing); research output management; measures to ensure reproducibility of research outputs; providing open access to research outputs (such as publications, data, software, models, algorithms, and workflows); participation in open peer-review; and involving all relevant knowledge actors including citizens, civil society and end users in the co-creation of R&I agendas and contents (such as citizen science).*

- **Research data management and management of other research outputs:** Applicants generating/collecting data and/or other research outputs (except for publications) during the project must provide maximum 1/2 page on how the data/ research outputs will be managed in line with the FAIR principles (Findable, Accessible, Interoperable, Reusable).

 *For guidance on open science practices and research data management, please refer to the relevant section of the [HE Programme Guide](#) on the Funding & Tenders Portal.*

#\$CON-MET-CM\$# #\$COM-PL-CP\$##\$REL-EVA-RE\$#

2. Impact #@IMP-ACT-IA@#

Impact – aspects to be taken into account.

- Credibility of the pathways to achieve the expected outcomes and impacts specified in the work programme, and the likely scale and significance of the contributions due to the project.

The results of your project should make a contribution to the expected outcomes set out for the work programme topic over the medium term, and to the wider expected impacts set out in the 'destination' over the longer term.


In this section you should show how your project could contribute to the outcomes and impacts described in the work programme, and the likely scale and significance of this contribution.

2.1 Project's pathways towards impact [e.g. 3 pages]

- Provide a **narrative** explaining how the project's results are expected to make a difference in terms of impact, beyond the immediate scope and duration of the project. The narrative should include the components below, tailored to your project.

- (a) Describe the unique contribution your project results would make towards (1) the **outcomes** specified in this topic, and (2) the **wider impacts**, in the longer term, specified in the respective destinations in the work programme.

 *Be specific, referring to the effects of your project, and not R&I in general in this field.*

 *State the target groups that would benefit. Even if target groups are mentioned in general terms in the work programme, you should be specific here, breaking target groups into particular interest groups or segments of society relevant to this project.*

 *The outcomes and impacts of your project may be:*

- *Scientific, e.g. contributing to specific scientific advances, across and within disciplines, creating new knowledge, reinforcing scientific equipment and instruments, computing systems (i.e. research infrastructures);*
- *Economic/technological, e.g. bringing new products, services, business processes to the market, increasing efficiency, decreasing costs, increasing profits, contributing to standards' setting, etc.*
- *Societal, e.g. decreasing CO₂ emissions, decreasing avoidable mortality, improving policies and decision making, raising consumer awareness.*

Only include such outcomes and impacts where your project would make a significant and direct contribution. Avoid describing very tenuous links to wider impacts. However, include any potential negative environmental outcome or impact of the project including when expected results are brought at scale (such as at commercial level). Where relevant, explain how the potential harm can be managed.

- (b) Give an indication of the scale and significance of the project's contribution to the expected outcomes and impacts, should the project be successful. Provide quantified estimates where possible and meaningful.

⚠ *'Scale' refers to how widespread the outcomes and impacts are likely to be. For example, in terms of the size of the target group, or the proportion of that group, that should benefit over time; 'Significance' refers to the importance, or value, of those benefits. For example, number of additional healthy life years; efficiency savings in energy supply.*

⚠ *Explain your baselines, benchmarks and assumptions used for those estimates. Wherever possible, quantify your estimation of the effects that you expect from your project. Explain assumptions that you make, referring for example to any relevant studies or statistics. Where appropriate, try to use only one methodology for calculating your estimates: not different methodologies for each partner, region or country (the extrapolation should preferably be prepared by one partner).*

⚠ *Your estimate must relate to this project only - the effect of other initiatives should not be taken into account.*

- (c) Describe any requirements and potential barriers - arising from factors beyond the scope and duration of the project - that may determine whether the desired outcomes and impacts are achieved. These may include, for example, other R&I work within and beyond Horizon Europe; regulatory environment; targeted markets; user behaviour. Indicate if these factors might evolve over time. Describe any mitigating measures you propose, within or beyond your project, that could be needed should your assumptions prove to be wrong, or to address identified barriers.

⚠ *Note that this does not include the critical risks inherent to the management of the project itself, which should be described in the full proposal submitted at the 2nd stage of the procedure under 'Implementation'.*

⚠ *When describing the above, please pay attention to preserve the **anonymity of the proposal**.*

Proposal template Part B: technical description

TITLE OF THE PROPOSAL

This document is tagged. Do not delete the tags; they are needed for processing.] #@APP-FORM-HERIAIA1ST@# #@REL-EVA-RE@#

1. Excellence

1.1 Objectives and ambition #@PRJ-OBJ-PO@#

Insert here text for your proposal

#\$PRJ-OBJ-PO\$#

1.2 Methodology #@CON-MET-CM@# #@COM-PLE-CP@#

Insert here text for your proposal

#\$CON-MET-CM\$# #\$COM-PLE-CP\$# #\$REL-EVA-RE\$#

2. Impact #@IMP-ACT-IA@#

2.1 Project's pathways towards impact

Insert here text for your proposal

#\$IMP-ACT-IA\$#

Example, not to complete