

























## Medical devices

Reference	Indication	R+D	Analytical validation	Prototype validation	Clinical validation	Regulation process	Clinical utility	Partnering& Licensing	IP	Research group
Continuous infusion of insulin dose	Diabetes							 <b>Flyer</b>	P201830247	<a href="#">CB06/01/0051</a>
Stress indicator	Anxiety, stress							 <b>Flyer</b>	EP18382132.1 PCT/EP2019/055113	<a href="#">CB06/01/0049</a>
Software LEX-hMC	Cancer							 <b>Flyer</b>	Registry No. 16/2018/3853	<a href="#">CB06/01/1044</a>
Intelligent platform corporal variables	Nutrition, hydration							 <b>Flyer</b>	P201730354	techoffer@ciber-bbn.es
Transference of graphene	Nanoelectronics, sensors							 <b>Flyer</b>	ES2677157B1 PCT/ES2017/070851	<a href="#">CB06/01/0049</a>
Bioreactor for cell co-culture	Cell therapy								<a href="#">PCT/EP2015/054683</a>	<a href="#">CB06/01/0049</a>
Device for intake monitoring	Obesity, diabetes							 <b>Flyer</b>	<a href="#">ES2353711B2</a>	<a href="#">CB06/01/0051</a>
Intelligent bioimpedance sensor	mHEALTH, eHEALTH							 <b>Flyer</b>	<a href="#">ES2537351B1</a>	techoffer@ciber-bbn.es
Cardiac Activity Measurement System and Method Thereof	Cardiac activity								102018000005089	<a href="#">CB06/01/0062</a>
Graphene transistor system	Neural disorders							 <b>Flyer</b>	P201831068	<a href="#">CB06/01/0049</a>
Software tQUDOSY	Parkinson disease							 <b>Flyer</b>	Registry No. 1220	<a href="#">CB06/01/1039</a>
Software tSAPRE	Refractory epilepsy							 <b>Flyer</b>	Registry No. 1221	<a href="#">CB06/01/1039</a>

